

# Business Intelligence Hub

## Joint Health and Wellbeing Strategy 2017-2022

### Mental Health and Wellbeing Theme

### Data Update

Author: Mike Wimmer, Senior Business Intelligence Officer

Date: 1/10/2018

#### Contents

Summary of Key Points.....	2
Introduction.....	4
Access to, and take-up of, talking therapies .....	5
Dementia diagnosis within primary care .....	6
Premature deaths among people with severe mental illness .....	7
People admitted to hospital for self-harm.....	9
Support through a crisis .....	10
Links to Scorecards .....	11

## Summary of Key Points

### Access to, and take-up of, talking therapies

- Referral rates, rates of entry to treatment, completion rates and recovery rates for IAPT are currently lower in the Vale of York CCG area compared with the national average.
- Wait times are currently shorter, having previously been longer than the national average.

### Dementia diagnosis within primary care

- The percentage of people diagnosed with dementia in York is lower than the England average e.g. 3.96% of people aged 65+ compared with 4.33% in England.
- There are an estimated 2,644 people aged 65+ in York with dementia (NHS Digital modelled estimates), 1,645 people have been diagnosed in York i.e. 62.2% of all those estimated to have dementia. This is a lower percentage than the national average of 67.5%.

### Premature deaths among people with severe mental illness

- The excess mortality rate in adults with serious mental illness in York is slightly lower than regional and national averages however this indicator has not been published since 2014/15.
- The suicide rate in York is higher than the national average although York is not as much of an outlier as in previous reporting periods.
- 70 people were registered as having died by suicide between 2014 and 2016. Local mortality data shows that the figure for 2015 to 2017 was 72 people. The PCMD shows that there has been a recent reduction in deaths by suicide in York.

### People admitted to hospital for self-harm

- Admission rates for self harm (all ages) are higher in York compared with national averages.

### Support through a crisis

- 5.2% of service users in the Vale of York had a crisis plan compared with 11.3% in England and 25.9% regionally.



## Introduction

In the Joint Health and Wellbeing Strategy 2017-2022 under the Mental Health and Wellbeing theme we said we would monitor our progress on:

- Access to, and take-up of, talking therapies;
- Dementia diagnosis within primary care;
- A sustained reduction in premature deaths among people with severe mental illness;
- A sustained reduction in the number of people admitted to hospital for self-harm;
- Regular sharing of information between GPs and CYC about people with learning disabilities;
- More people telling us that they and their families feel well supported through a crisis and afterwards.

The approach taken has been to use high level published indicators for York (or the Vale of York CCG area where appropriate) which are taken from the Public Health England 'Fingertips' suite.

Proposed scorecards within each theme have been compiled and are presented in this report.

The scorecards show the York numbers and rates/percentages against the national and regional benchmarks.

Links to the scorecards are presented at the end of the report. The links provide the functionality to compare York to comparator local authorities.

No data is currently available to enable monitoring of the following.

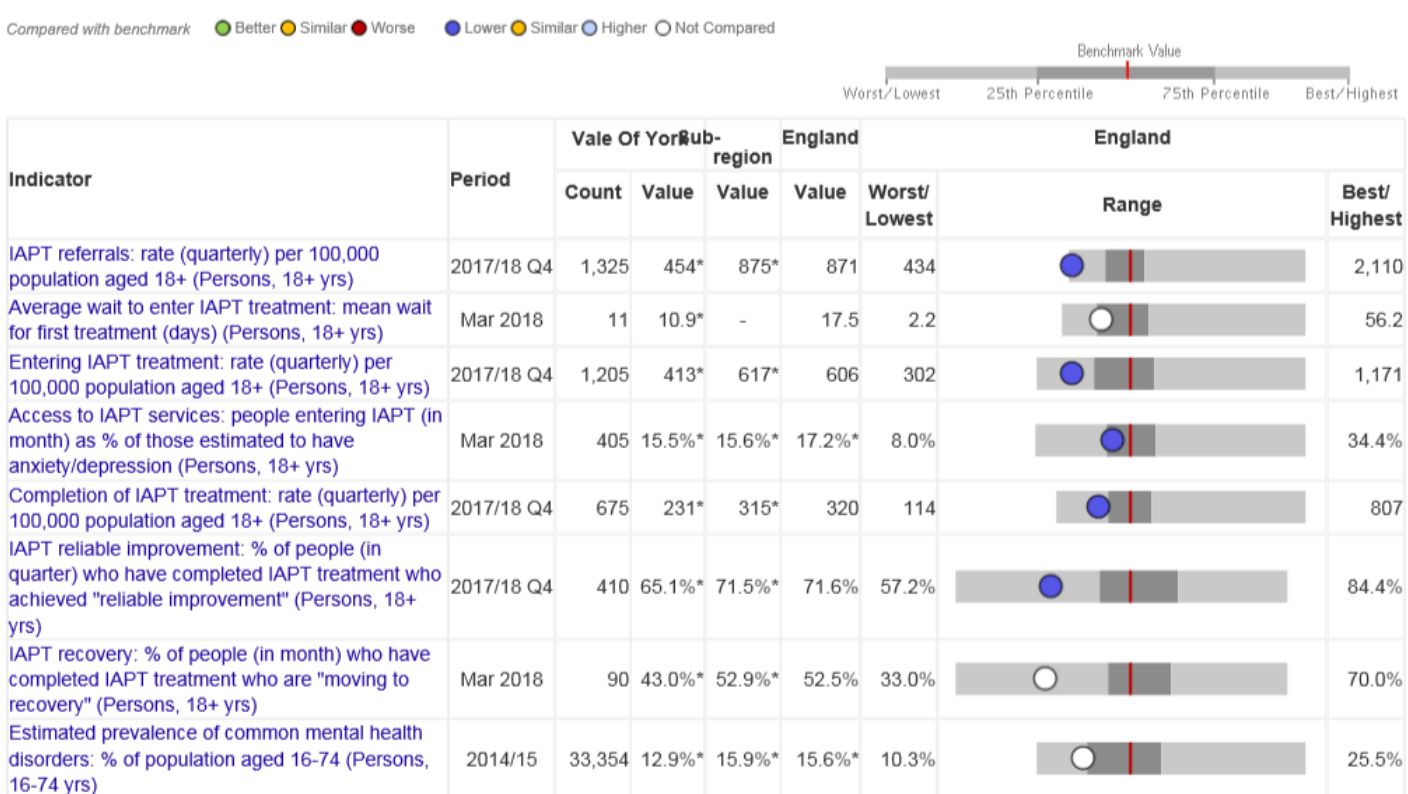
- regular sharing of information between GPs and CYC about people with learning disabilities;

## Access to, and take-up of, talking therapies

### Latest Data

- Data relating to IAPT is only available on a Vale of York CCG footprint.
- Referral rates, rates of entry to treatment, completion rates and recovery rates for IAPT are currently lower in the Vale of York CCG area compared with the national average.
- Wait times are currently shorter, having previously been longer than the national average.

**Figure 1: Improving Access to Psychological Therapies**

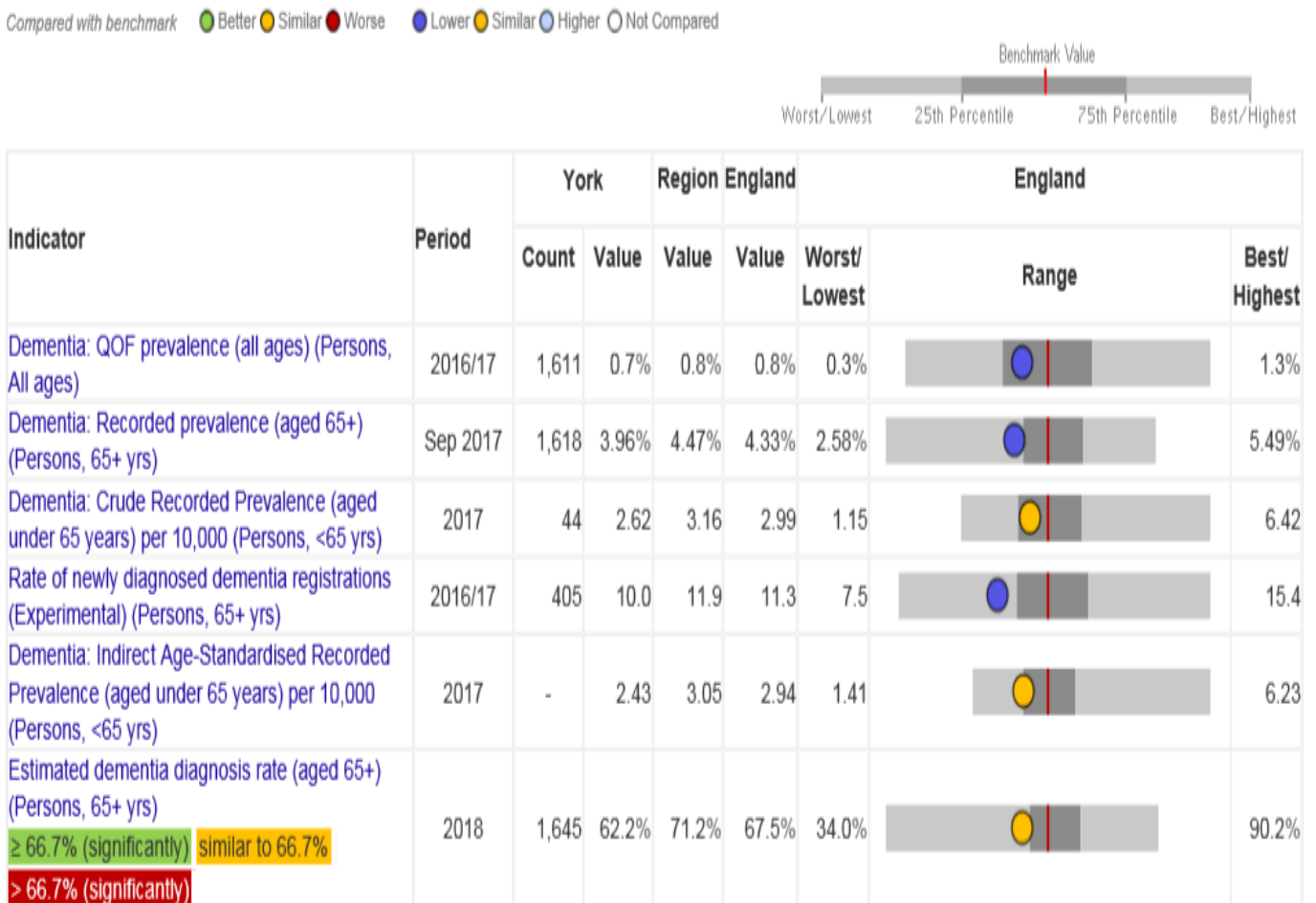


## Dementia diagnosis within primary care

Dementia:

- The percentage of people diagnosed with dementia in York is lower than the England average e.g. 3.96% of people aged 65+ compared with 4.33% in England.
- There are an estimated 2,644 people aged 65+ in York with dementia (NHS Digital modelled estimates), 1,645 people have been diagnosed in York i.e. 62.2% of all those estimated to have dementia. This is a lower percentage than the national average of 67.5%.

**Figure 2: Dementia Diagnosis**



## Premature deaths among people with severe mental illness

The Disability Rights Commission has reported on serious inequalities experienced, in terms of reduced life expectancy, by those with severe mental illness.

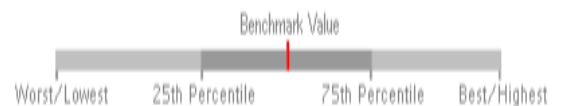
The excess mortality rate in adults with serious mental illness in York is slightly lower than regional and national averages however this indicator has not been published since 2014/15.





We know from the suicide audit conducted in 2016 York that deaths from suicide represent a significant premature loss of life. The sixty people included in the audit taken together were deprived of 2,249 ‘years of lost life’, around 37 years per person, as a result of suicide.

The suicide rate in York is higher than the national average although York is not as much of an outlier as in previous reporting periods. 70 people were registered as having died by suicide between 2014 and 2016. Local mortality data shows that the figure for 2015 to 2017 was 72 people.

**Figure 3: Excess Mortality and Suicide**

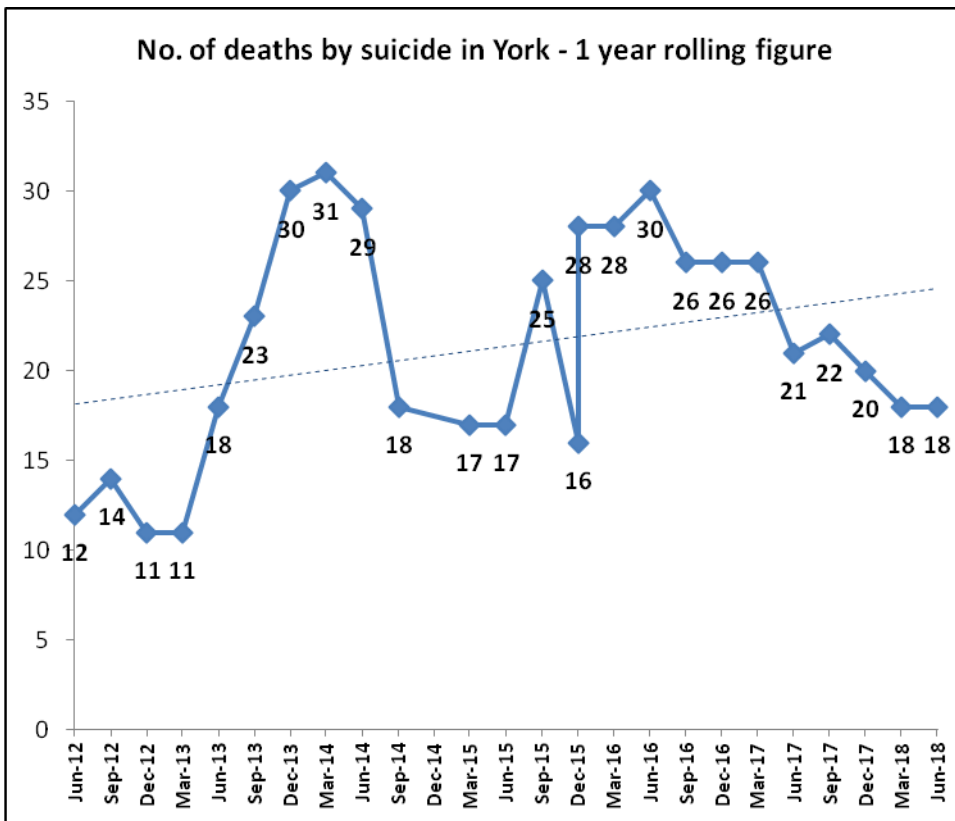
Compared with benchmark ● Better ● Similar ● Worse ● Lower ● Similar ● Higher ○ Not Compared



Indicator	Period	York		Region England		England		Best/Highest
		Count	Value	Value	Value	Worst/Lowest	Range	
4.09i - Excess under 75 mortality rate in adults with serious mental illness (Persons, 18-74 yrs)	2014/15	-	346.9%	376.9%	370.0%	570.4%		164.8%
4.10 - Suicide rate (Persons, 10+ yrs)	2014 - 16	70	12.7	10.4	9.9	18.3		6.1
4.10 - Suicide rate (Male, 10+ yrs)	2014 - 16	50	19.0	16.5	15.3	27.7		8.4
4.10 - Suicide rate (Female, 10+ yrs)	2014 - 16	20	6.7	4.6	4.8	11.3		2.3

Data from the Primary Care Mortality Database suggests that there has been a recent reduction in the number of deaths by suicide e.g. there were 18 in the year to June 2018 compared with 30 in the year to June 2016.

Figure 4: Deaths by Suicide in York by Rolling Year

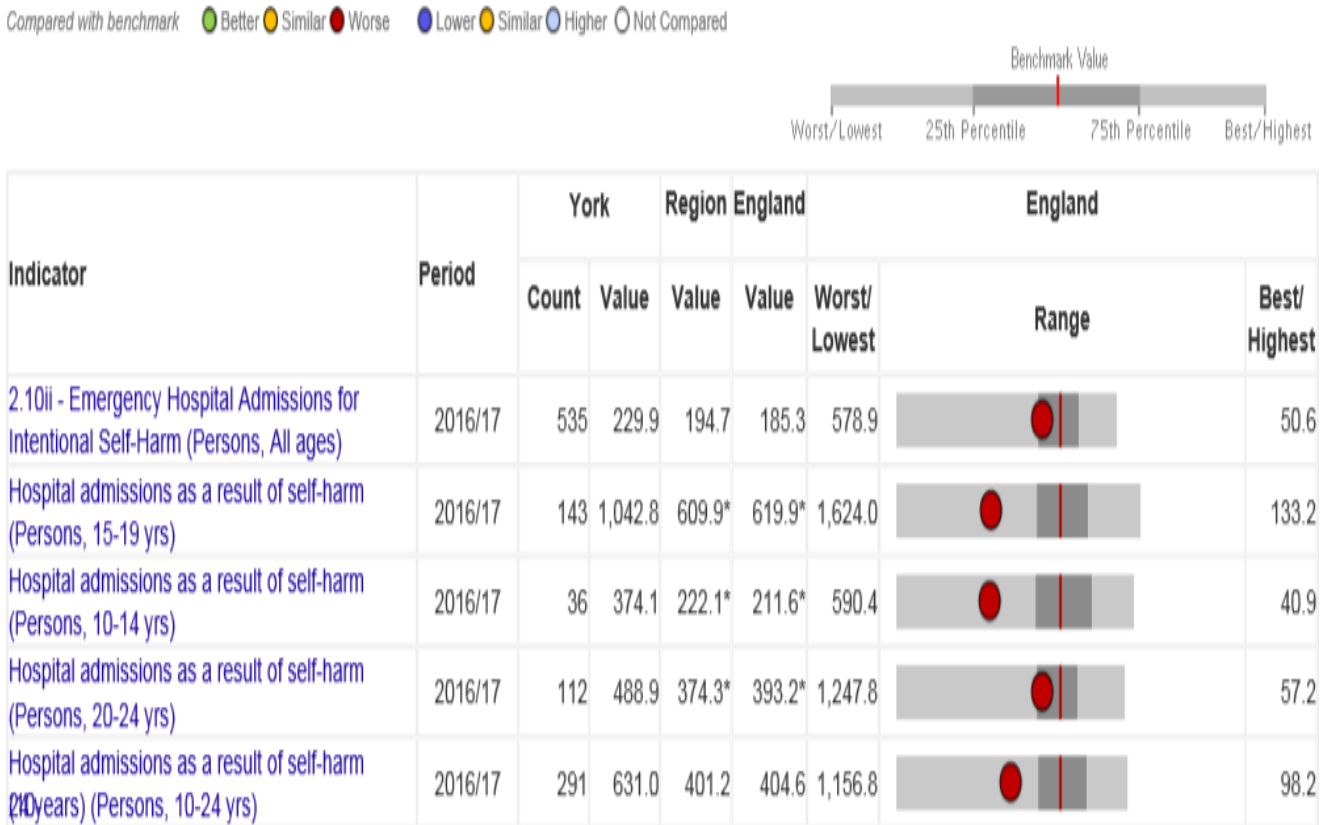




## People admitted to hospital for self-harm

- Admission rates for self harm (all ages) are higher in York.

**Figure 5: Hospital Admissions for Self Harm**



## Support through a crisis

- More people telling us that they and their families feel well supported through a crisis and afterwards.

Local survey data from service users and their families would need to be collected to fully monitor progress on this measure. Some relevant published data is available on the % of people in contact with mental health services who have crisis plans.

Quality statement 9 in NICE guidance suggests that people using mental health services who may be at risk of crisis should be offered a crisis plan. This indicator measures the proportion of service users in contact who have one in place. A crisis plan is there as prevention tool to stop a service users symptoms becoming worse and averting a crisis.

5.2% of service users in the Vale of York had a crisis plan compared with 11.3% in England and 25.9% regionally.

**Figure 6: % of people in contact with mental health services who have crisis plans**

Area	Value	Lower CI	Upper CI
England	11.3	11.3	11.3
Yorkshire and Humber NHS region	25.9*	-	-
NHS North East Lincolns...	57.8*	56.9	58.8
NHS Sheffield CCG	54.6*	54.1	55.2
NHS Calderdale CCG	49.8*	49.0	50.6
NHS Greater Huddersfiel...	49.4*	48.7	50.2
NHS Doncaster CCG	47.4*	46.7	48.2
NHS North Kirklees CCG	46.4*	45.5	47.2
NHS Wakefield CCG	44.2*	43.5	44.8
NHS Bradford City CCG	39.7*	38.6	40.9
NHS Rotherham CCG	35.0*	34.4	35.7
NHS Bradford Districts...	31.7*	31.1	32.3
NHS Airedale, Wharfdale...	26.7*	25.9	27.6
NHS Barnsley CCG	18.3*	17.8	18.8
NHS North Lincolnshire...	13.6*	13.0	14.3
NHS Scarborough And Rye...	6.6*	6.0	7.3
NHS Hambleton, Richmond...	6.1*	5.6	6.6
NHS Vale Of York CCG	5.2*	4.9	5.5
NHS Harrogate And Rural...	5.1*	4.6	5.5
NHS Bassetlaw CCG	4.5*	3.9	5.1
NHS East Riding Of York...	1.0*	0.8	1.2
NHS Leeds North CCG	0.9*	0.8	1.1
NHS Leeds South And Eas...	0.8*	0.6	0.9
NHS Leeds West CCG	0.6*	0.5	0.7
NHS Hull CCG	0.4*	0.3	0.5

Source: NHS Digital Mental Health Services Data Set monthly reports.

## Links to Scorecards

For the best view of the scorecard select 'Area profiles' (6<sup>th</sup> icon from the left)

The 'Area type' should say 'County and UA' and 'Area' should say York.

For 'Access to, and take-up of, talking therapies' Area type' should say 'CCGs (pre 4/2017)' and 'Area' should say Vale of York.

If the Area type has defaulted to say 'STP' change it to the required setting.

Access to, and take-up of, talking therapies

<https://fingertips.phe.org.uk/indicator-list/view/bnKRkUiY7k>

Dementia diagnosis within primary care

<https://fingertips.phe.org.uk/indicator-list/view/obcKXjypS0>

Premature deaths among people with severe mental illness

<https://fingertips.phe.org.uk/indicator-list/view/kgYU4yCCiE>

People admitted to hospital for self-harm

<https://fingertips.phe.org.uk/indicator-list/view/094KqMuR30>